


AVAILABLE FINISHES



BRUSHED
STAINLESS



BRUSHED
BRASS



POLISHED
BRASS



OIL RUBBED
BRONZE




MATTE
BLACK


SPECIAL ORDER FINISHES



POLISHED
STAINLESS



GUNMETAL
GREY



ANTIQUÉ
BRASS



SUNSET
COPPER

CUSTOM COLORS ARE AVAILABLE BY REQUEST

DIMENSIONS

(H) HEIGHT	1.38"
(D) DIAMETER	1.50"

INSTALLATION

1. Secure bar rail tubing to bar face.
2. Insert end cap into the end of bar rail tubing.
3. End cap will fit loosely into the tubing. Use adhesive for more a secure, permanent fit.

Care and maintenance of bar foot rail varies by finish. Given the nature of the product, typical wear and tear may be noticed with your bar rail over time, such as scuffs, scratches, and dirt. Visit kegworks.com/bar-rail-care to read our guide on how to properly prep, clean & maintain all bar rail finishes.